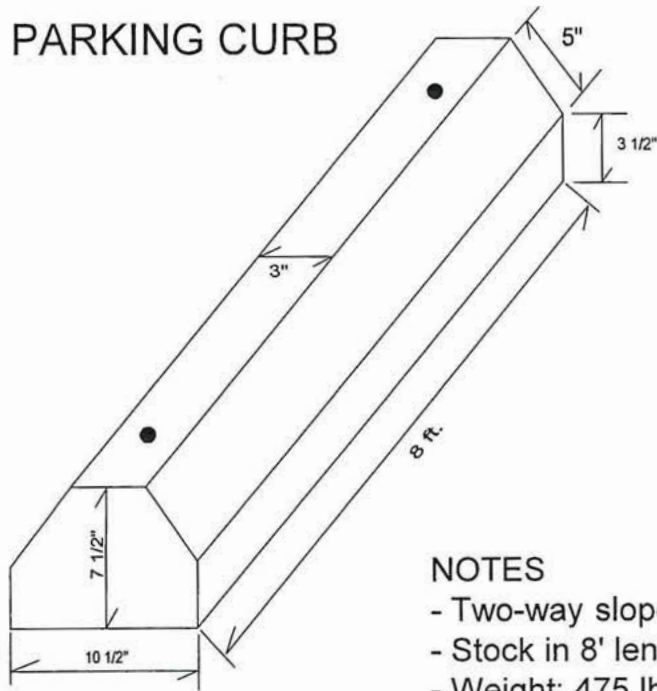


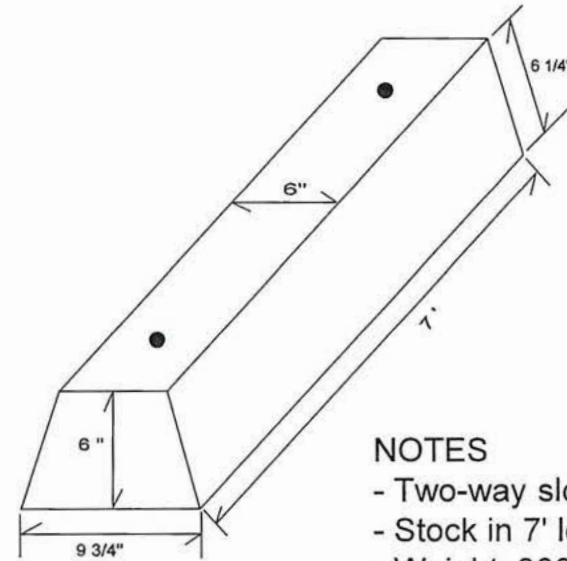
PARKING CURB



NOTES

- Two-way slope
- Stock in 8' lengths
- Weight: 475 lbs
- Custom lengths from 1' to 8'

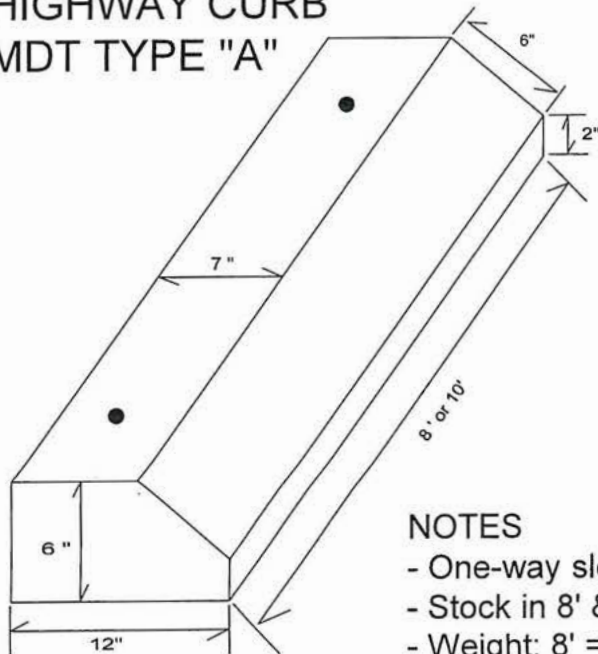
PARKING BUMPER



NOTES

- Two-way slope
- Stock in 7' lengths
- Weight: 300 lbs

HIGHWAY CURB MDT TYPE "A"



NOTES

- One-way slope
- Stock in 8' & 10' lengths
- Weight: 8' = 480 lbs / 10' = 600 lbs
- Custom lengths from 1' to 10'

CONSTRUCTION NOTES

- 4500 psi concrete
- Fibers - 1lb per yard
- Polyheed 997
- W/C: 0.45
- Rebar: #4 grade 40
- Meets or exceeds Montana Public Works Specifications

Donaldson Bros. TEL. (406) 363 3600 FAX (406) 363 7260	PRECAST CURBS			
	SIZE A2 SCALE Not to Scale	CAD TECH MRN DWG NO DBRM10/13	REV #1	TITLE PRECAST CURBS